

HOW TO RELEASE SAWFISH

with ID GUIDE

CAUGHT A SAWFISH?
STAY SAFE & RELEASE
IT IMMEDIATELY

STRIKE
ZONE

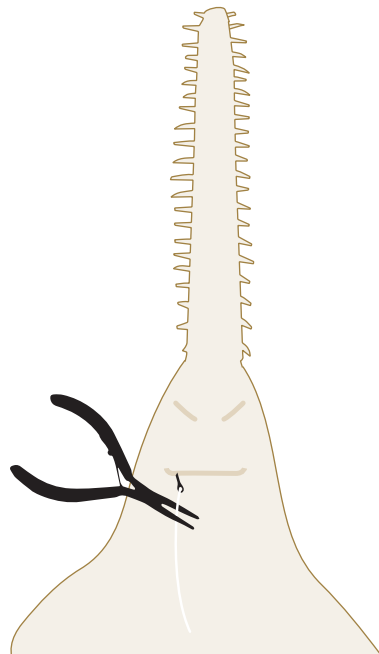
KEEP
CLEAR

KEEP THE SAWFISH SUBMERGED
IN WATER, ESPECIALLY THE
GILLS, IF SAFE TO DO SO.
DO NOT REMOVE THE SAW

1

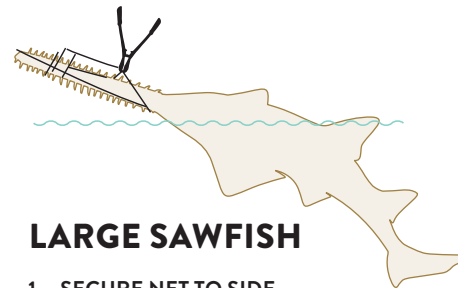
IF CAUGHT ON A LINE

CUT THE LINE AS CLOSE TO THE
HOOK AS POSSIBLE.



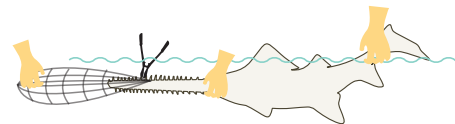
2

IF CAUGHT IN A NET



LARGE SAWFISH

1. SECURE NET TO SIDE OF BOAT.
2. USE A LONG TOOL TO CUT NET FROM BODY, THEN FROM SAW.



SMALL SAWFISH

1. HOLD TAIL, BASE OF SAW, & NET.
2. TURN SAWFISH UPSIDE DOWN.
3. USE TOOL TO CUT OR FREE NET STARTING AT BASE OF SAW.



REPORT

VISIT OUR WEBSITE TO LEARN
WHERE TO REPORT SAWFISH



RECORD IT

A checklist form for recording information, enclosed in an orange border with a pencil icon at the top right. The form has four items, each with a corresponding icon and a checkbox:

- THE SAWFISH TYPE & ESTIMATED LENGTH
- DATE / TIME
- LOCATION
- PHOTOS

LEARN MORE

sawfishconservationsociety.org

DISCLAIMER: 1. These release tips are provided to reduce risk of injury to you and the sawfish, but the SCS does not take responsibility for any injury incurred in the use of these suggestions. The reader agrees to these terms when using these tips. 2. Rules on how to handle sawfish can change between countries. Make sure to check the regulations in your country.



SAWFISH ID GUIDE

1 GILLS ON THE UNDERSIDE

2 TEETH ON THE SAW

Sawfish are some of the world's most threatened marine wildlife. Once common in the Atlantic Ocean, human activities have pushed these species close to extinction.

We can help these amazing animals recover by safely releasing any sawfish that are accidentally caught and protecting their mangrove and coastal habitats.



LEARN MORE


sawfishconservationsociety.org

Photo © NOAA Fisheries, Panama City Lab & Dean Thorburn

WEST AFRICA TO AMERICAS

LARGETOOTH SAWFISH

Pristis pristis



Teeth evenly spaced

14-24 teeth per side of saw

Teeth get closer together toward tip

20-30 teeth per side of saw




WEST AFRICA TO AMERICAS

SMALLTOOTH SAWFISH

Pristis pectinata

UP TO 7 M / 23 FT



Fins as long as they are wide


Top (dorsal) fin starting **forward** of the bottom (pelvic) fins

Forked tails

Fins longer than they are wide

Top (dorsal) fin starting **inline** with the bottom (pelvic) fins

Non-forked tails



UP TO 5 M / 16 FT

sawfishconservationsociety.org